













ZX140W-5B  3.01 m,  3000 kg

B	A										D		E
	1.5		3.0		4.5		6.0		7.5		MAX		
													
7.5	R-BL UP												
	R-BL DOWN												
	R-OR												
	F-OR, R-BL												
	F-BL, R-OR												
	4-OR												
6.0	R-BL UP						2730 *	2280			2100 *	2080	6.31
	R-BL DOWN						2730 *	2630			2100 *	2100 *	6.31
	R-OR						2730 *	2730 *			2100 *	2100 *	6.31
	F-OR, R-BL						2730 *	2730 *			2100 *	2100 *	6.31
	F-BL, R-OR						2730 *	2730 *			2100 *	2100 *	6.31
	4-OR						2730 *	2730 *			2100 *	2100 *	6.31
4.5	R-BL UP				3450 *	3450 *	3370 *	2250			1990 *	1680	7.12
	R-BL DOWN				3450 *	3450 *	3370 *	2610			1990 *	1960	7.12
	R-OR				3450 *	3450 *	3370 *	3120			1990 *	1990 *	7.12
	F-OR, R-BL				3450 *	3450 *	3370 *	3370 *			1990 *	1990 *	7.12
	F-BL, R-OR				3450 *	3450 *	3370 *	3370 *			1990 *	1990 *	7.12
	4-OR				3450 *	3450 *	3370 *	3370 *			1990 *	1990 *	7.12
3.0	R-BL UP		6000 *	6000 *	4420 *	3330	3690	2160	2160 *	1510	2000 *	1500	7.54
	R-BL DOWN		6000 *	6000 *	4420 *	3880	3770 *	2520	2160 *	1770	2000 *	1750	7.54
	R-OR		6000 *	6000 *	4420 *	4420 *	3770 *	3030	2160 *	2140	2000 *	2000 *	7.54
	F-OR, R-BL		6000 *	6000 *	4420 *	4420 *	3770 *	3770 *	2160 *	2160 *	2000 *	2000 *	7.54
	F-BL, R-OR		6000 *	6000 *	4420 *	4420 *	3770 *	3770 *	2160 *	2160 *	2000 *	2000 *	7.54
	4-OR		6000 *	6000 *	4420 *	4420 *	3770 *	3770 *	2160 *	2160 *	2000 *	2000 *	7.54
1.5	R-BL UP		8640 *	5420	5510	3080	3570	2050	2560	1470	2120 *	1430	7.64
	R-BL DOWN		8640 *	6550	5550 *	3620	4270 *	2400	2680 *	1730	2120 *	1680	7.64
	R-OR		8640 *	8310	5550 *	4420	4270 *	2910	2690 *	2100	2120 *	2040	7.64
	F-OR, R-BL		8640 *	8640 *	5550 *	5550 *	4270 *	3710	2680 *	2670	2120 *	2120 *	7.64
	F-BL, R-OR		8640 *	8640 *	5550 *	5550 *	4270 *	3830	2680 *	2680 *	2120 *	2120 *	7.64
	4-OR		8640 *	8640 *	5550 *	5550 *	4270 *	4270 *	2680 *	2680 *	2120 *	2120 *	7.64
0	R-BL UP		6530 *	5100	5300	2900	3470	1960			2370 *	1460	7.43
	R-BL DOWN		6530 *	6200	6300 *	3430	4630 *	2310			2370 *	1720	7.43
	R-OR		6530 *	6530 *	6300 *	4230	4630 *	2810			2370 *	2090	7.43
	F-OR, R-BL		6530 *	6530 *	6300 *	5500	4630 *	3610			2370 *	2370 *	7.43
	F-BL, R-OR		6530 *	6530 *	6300 *	5710	4630 *	3730			2370 *	2370 *	7.43
	4-OR		6530 *	6530 *	6300 *	6300 *	4630 *	4360			2370 *	2370 *	7.43
-1.5	R-BL UP	4550 *	4550 *	9000 *	5040	5220	2820	3430	1920		2850	1620	6.88
	R-BL DOWN	4550 *	4550 *	9000 *	6140	6410 *	3360	4630 *	2270		2860 *	1900	6.88
	R-OR	4550 *	4550 *	9000 *	7870	6410 *	4150	4630 *	2770		2860 *	2320	6.88
	F-OR, R-BL	4550 *	4550 *	9000 *	9000 *	6410 *	5420	4630 *	3560		2860 *	2860 *	6.88
	F-BL, R-OR	4550 *	4550 *	9000 *	9000 *	6410 *	5620	4630 *	3690		2860 *	2860 *	6.88
	4-OR	4550 *	4550 *	9000 *	9000 *	6410 *	6410 *	4630 *	4320		2860 *	2860 *	6.88
-3.0	R-BL UP	7770 *	7770 *	8480 *	5120	5250	2850				3570	2020	5.89
	R-BL DOWN	7770 *	7770 *	8480 *	6230	5700 *	3380				3900 *	2370	5.89
	R-OR	7760 *	7760 *	8480 *	7960	5700 *	4180				3900 *	2890	5.89
	F-OR, R-BL	7770 *	7770 *	8480 *	8480 *	5700 *	5450				3900 *	3710	5.89
	F-BL, R-OR	7770 *	7770 *	8480 *	8480 *	5700 *	5650				3900 *	3840	5.89
	4-OR	7770 *	7770 *	8480 *	8480 *	5700 *	5700 *				3900 *	3900 *	5.89